

PIPELINE PUMPS®

HIGH-EFFICIENCY FULL-FEATURED PUMPS

FEATURES

- Permanent Magnet Motor (PMM) Drive System
- Total Enclosed Fan Cool (TEFC)
- Two sizes, variable speed 1½ HP and 3 HP
- Four programmable speeds from 800 to 3400 RPM
- Noise reduction vibration dampening rubber insert
- RS485 communication port
- Wifi compatible through phone app



Patented

Automation capability,
programmable start and
stop times

Integrated 2½" and
2" (socket) pump
union connections

Ergonomic lid handles
with quick-release
quarter-turn 4-point
locking lid




Certified to
NSF/ANSI/CAN 50



ELECTRICAL



High-capacity
self-aligning HDPE
ultra-durable basket



MODEL

PLP150S

PLP300S

PRODUCT DESCRIPTION

POOL PUMP, 1.5 HP, VARIABLE SPEED

POOL PUMP, 3 HP, VARIABLE SPEED

See back page for pump performance curves.



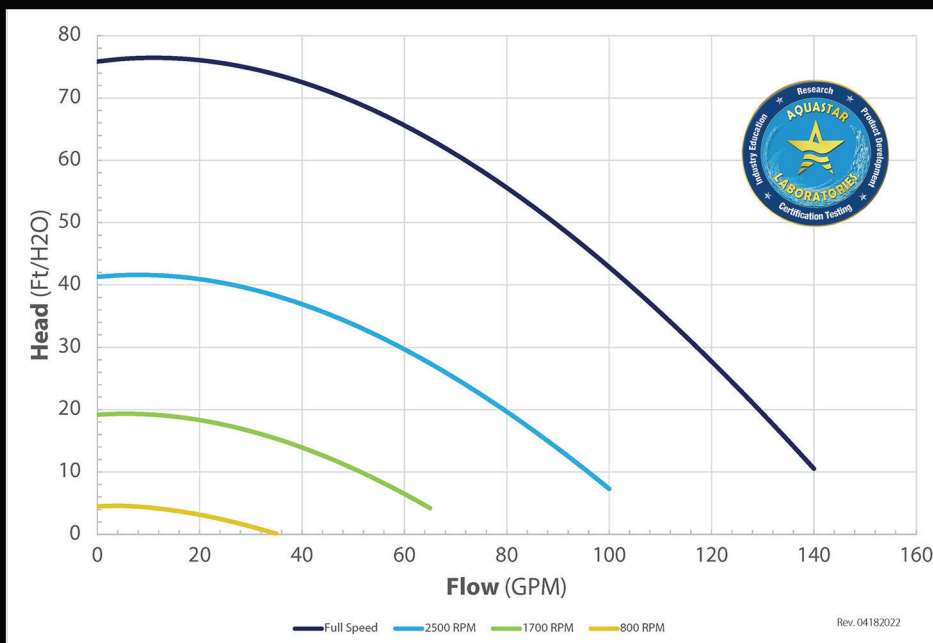
877-768-2717 - www.aquastarpoolproducts.com

All rights reserved. Copyright © AquaStar 2026 - SS013-011626

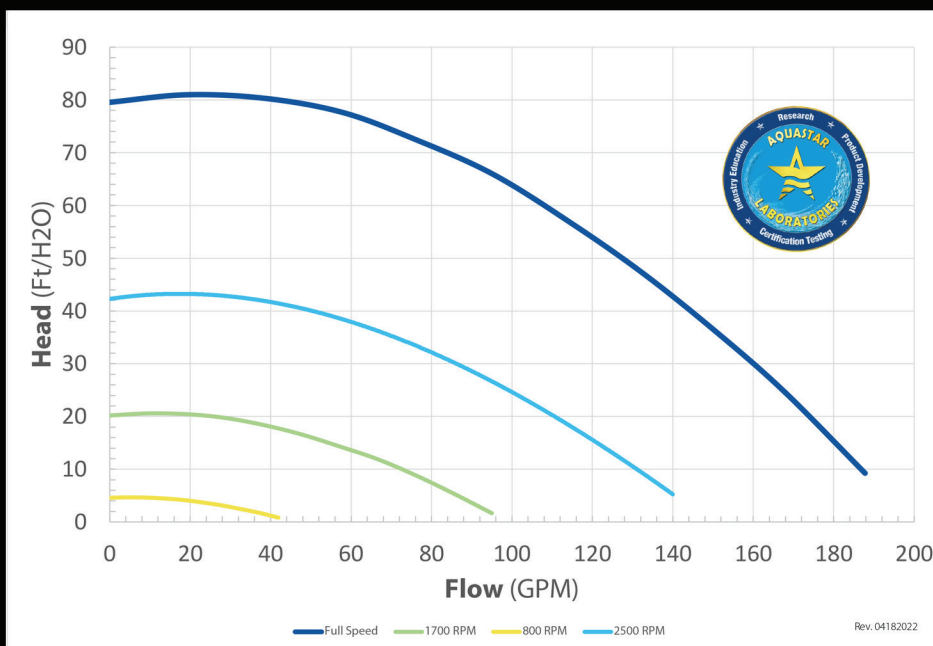


PIPELINE PUMPS[®] PUMP PERFORMANCE CURVES

PLP150S - POOL PUMP, 1.5 HP, VARIABLE SPEED



PLP300S - POOL PUMP, 3 HP, VARIABLE SPEED



877-768-2717 - www.aquastarpoolproducts.com

All rights reserved. Copyright © AquaStar 2026. U.S. Patents www.aquastarpoolproducts.com/patents SS013-011626

